

CENTRIFUGAL PROCESS PUMPS

K-CP™ CHEMICAL PROCESS PUMP



KETO CENTRIFUGAL PROCESS PUMPS DESIGNED FOR THE MOST DEMANDING INDUSTRIAL APPLICATIONS

KETO PUMPS VERSATILE SOLUTIONS

Our K-CP™ ASME/ANSI B73.1 standard dimensional process pump range provides unparalleled performance and versatility. Features advance designs to increase uptime and reduce life cycle cost for the most demanding industrial applications.

ANSI Process pumps are the only dimensional standard pump type in the U.S. pump industry and are found in operations around the globe. Comparable sizes from all manufacturers have identical envelope and interface dimensions. This dimensional standardisation allows for interchangeability between brands without having to re-pipe or modify the motor coupling or base plate. The K-CP™ pumps are available in a wide variety of materials depending on the application including a wide variety of alloys for many corrosive services.

TECHNICAL DATA

- Capacities to: 1,364 m³/h (7,000 GPM)
- Heads to: 223 m (730 ft)
- Temperatures to: 371° C (700° F)
- Pressures to: 26 bar (375 PSIG)
- Materials: cast iron, steel, 316SS, 304SS, CD4MCu, Alloy 20, Monel Nickel, astelloy C, and titanium

TYPICAL APPLICATIONS


- Chemical
- Petrochemical
- Pulp & paper
- Primary metals
- Water & wastewater
- Food & beverage
- General industries



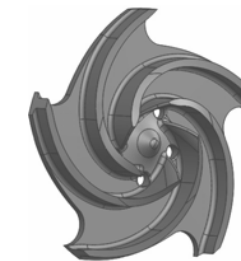
KETO K-CP™ CHEMICAL PROCESS PUMP

- FEATURES & BENEFITS

- 1 CASING**
 - Power end designed to pull out allowing removal of rotating element without removing the pump case
- 2 HEAVY DUTY DESIGN**
 - Ultra stiff design maximizes seal life
 - High axial load range withstands suction conditions
 - High radial load range withstands off-BEP demands
 - Pressure compensating, hermetically sealed
- 3 KETO POWER END**
 - Reduce life cycle costs
 - With simple shaft and adapter change the power end is interchangeable with other pump suppliers
 - Minimise inventory, reduce downtime
- 4 SEAL**
 - Multiple stuffing box designs
 - Enhanced mechanical seal life
 - Shaft sleeve
 - Shafts and sleeves are available in numerous materials to suit application needs



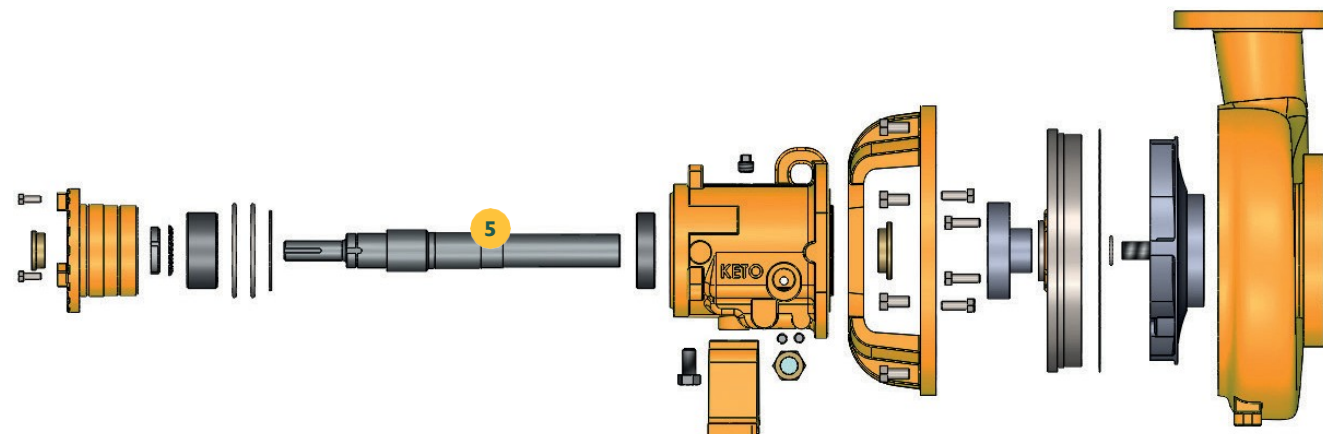
Reverse vane impeller



Open vane impeller

- 5 SHAFT SLEEVE**
 - Shafts and sleeves are available in numerous materials to suit application needs
- 6 OIL SUMP DESIGN**
 - Extra large oil sump bolsters cooler running bearings
 - Closed system lubricators
 - Drain design separates solids
 - See through oil - water separator
- 7 REVERSE VANE IMPELLER**
 - Fitted as standard for maximum efficiency
 - Easy clearance adjustment
 - Low NPSH designs
 - Complete part interchangeability
 - Open vane impeller option available

KETO Pumps offer a wide range of configurations allowing the pump to be tailored to a specific application

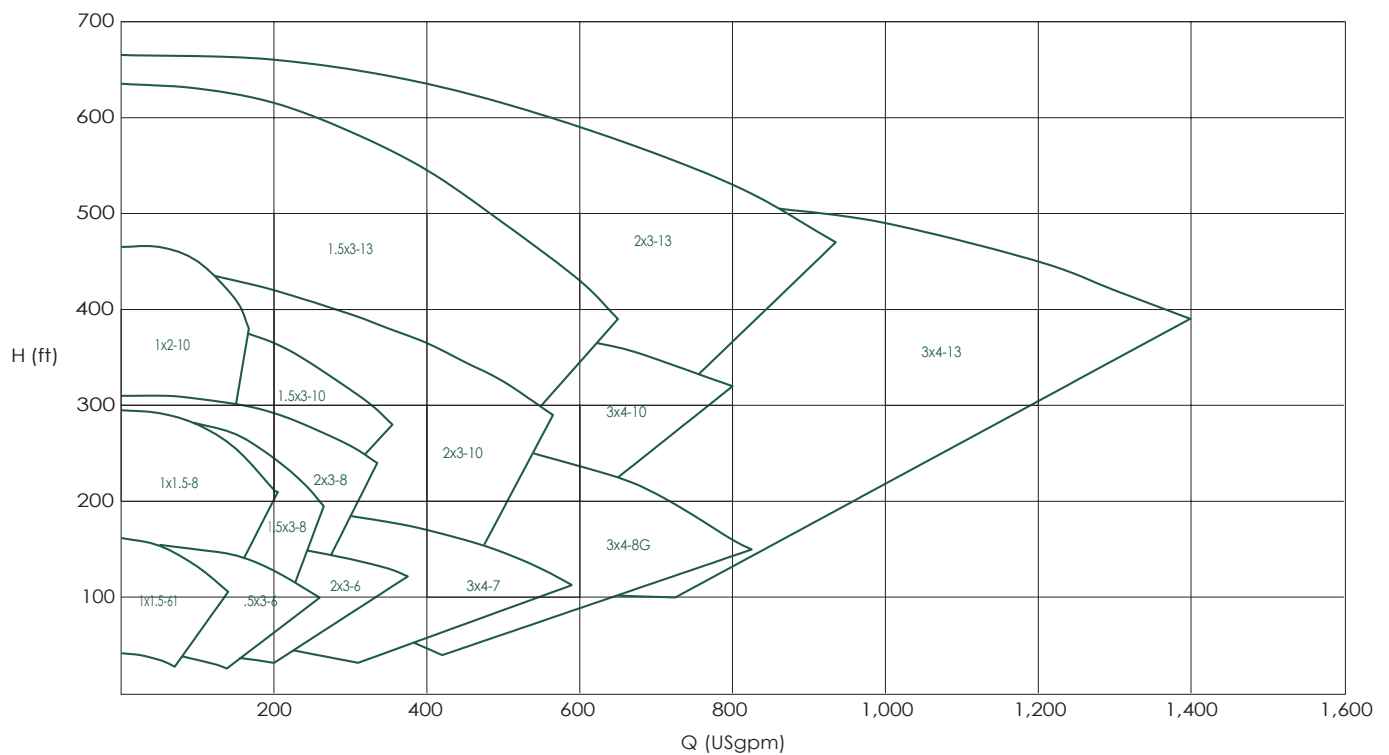
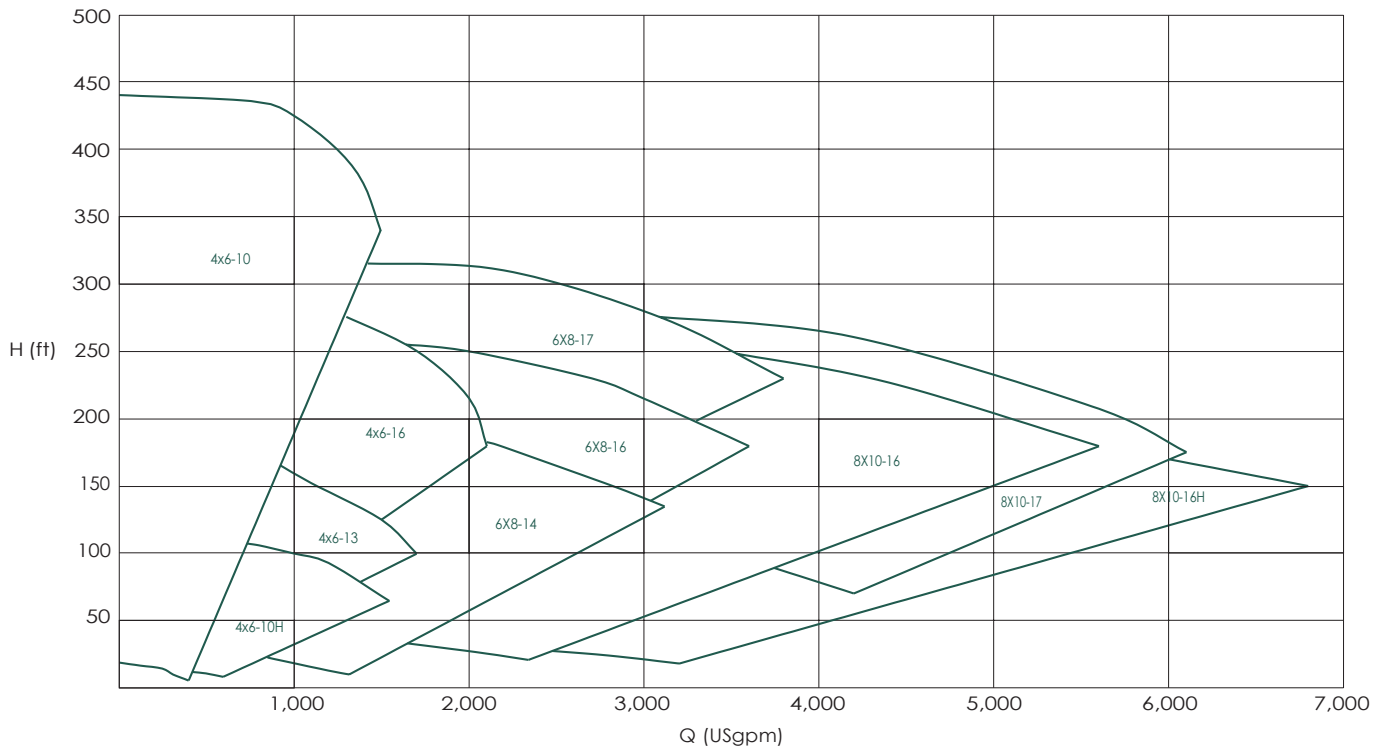


WET END MATERIALS	BEARINGS	SEAL ARRANGEMENT
Choice of: <ul style="list-style-type: none"> • Ductile Iron • Steel • 316 Stainless Steel • CD4MCu • Alloy -20 • Hastelloy - C* • Titanium 	Choice of: <ul style="list-style-type: none"> • Standard: • I.B / O.B • 6310 / 3310 Optional: <ul style="list-style-type: none"> • 2RS sealed bearings • 7310 Angular contact bearings 	Choice of: <ul style="list-style-type: none"> • Braided packing • Injectable packing • Mechanical seal arrangements to meet all API sealing plans

*Standard range shown above, specialist engineered units are available on request.

STANDARD HYDRAULIC RANGE CHART

K-CP™ ANSI PUMPS RANGE COVERAGE CHART



FOR MORE INFORMATION PLEASE VISIT KETOPUMPS.COM
OR EMAIL INFO@KETOPUMPS.COM
OR CONTACT US AT ONE OF THE FOLLOWING LOCATIONS

AUSTRALASIA

Email: australasia@ketopumps.com

Henderson, WA
Tel: +61 8 9494 8400

ASIA

Email: asia@ketopumps.com

KETO pumps reserves the right to incorporate our latest design and material changes without notice or obligation.
Copyright © 2021 KETO Pump Technology Services

